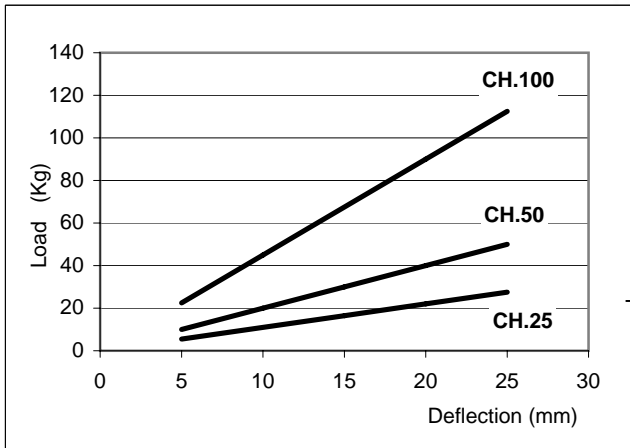


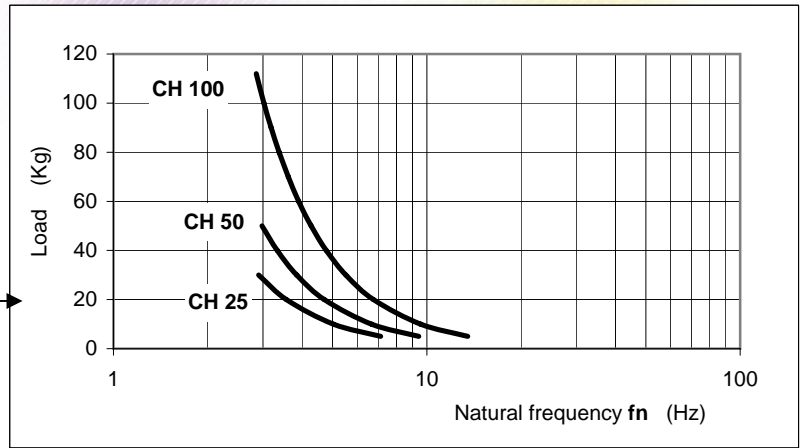
## DYNAMIC CHARACTERISTICS ANTIVIBRATION HANGERS

### Vibro - CH

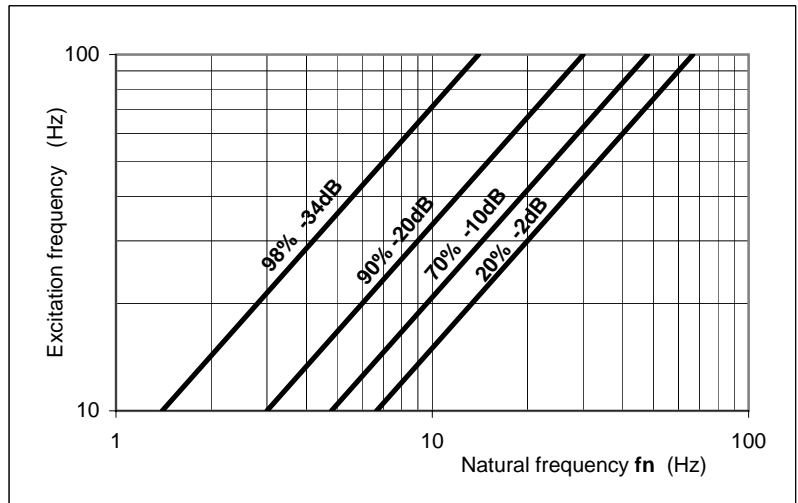
1. LOAD - DEFLECTION CURVES \*



2. LOAD - NATURAL FREQUENCY CURVES



3. VIBRATION REDUCTION CHART



#### SELECTION METHOD

We check the deflection (mm), for different types, in combination with the assessed load (Kg) per hanger point (chart 1). Then we calculate (chart 2) the natural frequency, ( $f_n = \frac{1}{2\pi} \sqrt{\frac{K}{M}}$ ) of the antivibration hangers for every type.

From chart 3, with the assessed excitation frequency of the machine ( $f_e = \text{rpm} / 60$ ) and the natural frequency from chart 2, we calculate the % theoretical vibration reduction (efficiency, n).

For achieving optimum results in special applications, we recommend to contact our technical department for selecting the best antivibration solution.

\* (The tests were measured according the EN 826-97 at National State Laboratories ) 9 - 2005